

23/07/2019

Virtual àgora

TUTORIAL

HOW TO ADD A DOCUMENT

<https://agora.firstcisl.it>

# Project Page - public

Choose you project and press to “access to the reserved area”

**MIFID II AND DIGITALIZATION**

Changes in the financial Labour Market: the impact of Directive 2014/65 (MiFID II) and Digitalization. The key-role of Social Dialogue and Industrial Relations to manage the transition from 'traditional' to 'hybrid' contracts for a renewed protection - *VS/2019/0097*

**MIFID II AND DIGITALIZATION**

- Titolo by Redattore
- Titolo by Redattore
- Titolo by Redattore
- Titolo by Redattore
- Titolo by Redattore
- Titolo by Redattore
- Titolo by Redattore
- Titolo by Redattore
- Titolo by Redattore
- Titolo by Redattore
- Link to the article

[Accedi all'Area Riservata](#)

This forum area has been produced with the contribution of the European Union  
 The sole responsibility lies with the author and the European Commission is not responsible for any use that may be made of the information contained herein

## Project Page - private

Choose the section where you want to publish the document

### MIFID II AND DIGITALIZATION

Changes in the financial Labour Market: the impact of Directive 2014/65 (MIFID II) and Digitalization. The key-role of Social Dialogue and Industrial Relations to manage the transition from 'traditional' to 'hybrid' contracts for a renewed protectionVP/2018/004/0049 **Project VS/2019/0097**



### Kick-Off MADRID Private Area - VS/2019/0097

General documents of the *Project VS/2019/0097*



MIFID II AND DIGITALIZATION

### Working Group 1 (SCIENTIFIC WG) - VS/2019/0097

**Team:**

Maria Sedlakova, Tuomo Alasoini, Pietro Manzella



### Working Group 2 (TRADE UNION WG) - VS/2019/0097

**Team:**

Jarmo Paananen, Mireille Herriberly, Siegmund Thanhofer, Jana Szaszova, Daniel Ivanica, Vladimir Krsmanovic, Dominic Hook



This forum area has been produced with the contribution of the European Union

The sole responsibility lies with the author and the European Commission is not responsible for any use that may be made of the information contained herein

## Login page

Login with your username and password

← → ↻ <https://agora.firstcisl.it/login/index.php> OFF

Links Menu Italiano (it) Log In

FEDERAZIONE ITALIANA RETI DEI SERVIZI DEL TERZIARIO  
**CISL FIRST**  
BANCHE - ASSICURAZIONI - RISCOSSIONI - AUTHORITIES

# Virtual àgora

With EU contribution

## Login

Username

Password

Ricorda username

[Hai dimenticato lo username o la password?](#)

Il browser deve avere i cookie abilitati ?

## Add document - step 1

Go to “documents from partners”

The screenshot displays a web application interface. At the top, there is a navigation bar with links for Home, This course, The Projects, and Partners. A button labeled 'Attiva modifica' is visible on the right. Below the navigation bar, a breadcrumb trail shows the path: Home > progetti > MIFID II AND DIGITALIZATION - VS/2019/0097 > VS/2019/0097. The main content area features a document entry with the title 'Changes in the financial Labour Market: the impact of Directive 2014/65 (MiFID II) and Digitalization. The key-role of Social Dialogue and Industrial Relations to manage the transition from 'traditional' to 'hybrid' contracts for a renewed protection' and the identifier 'VS/2019/0097'. Below the document title, a purple horizontal line is present, and a yellow arrow points to a button labeled 'Documents from partners'. To the right, a sidebar menu titled 'Amminis trazione' (Administration) contains several options: Amministrazione del progetto, Impostazioni, Attiva modifica, Criteri di completamento, Utenti, Filtri, Report, Impostazione registro valutatore, and Badge.

## Add document – step 2

This section is like a forum: you can “add a new topic” or reply to a topic

The screenshot shows a forum interface with a navigation bar at the top containing links for Home, This course, The Projects, and Partners. A search bar and a 'Search forums' button are also present. The breadcrumb trail indicates the current location: Courses > MIFID II AND DIGITALIZATION - VS/2019/0097 > VS/2019/0097 > General > Documents from partners. The main heading is 'Documents from partners', with a search input field below it. A blue 'Add a new topic' button is highlighted with a yellow arrow. Below the button is a table of discussions:

Discussion	Started by	Replies	Last post
my presentation	Admin User	0	Admin User Tue, 16 Jul 2019, 11:02 AM
Madrid - presentations from the partners	Admin User	0	Admin User Tue, 16 Jul 2019, 8:13 AM


On the right side, there is an 'Administration' panel with a gear icon and a list of options: Forum administration, Edit settings, Locally assigned roles, Permissions, Check permissions, Filters, Logs, and Backup. A second yellow arrow points to the first row of the discussion table.

## Add document – step 3

Add just some information about your document and attach your file.


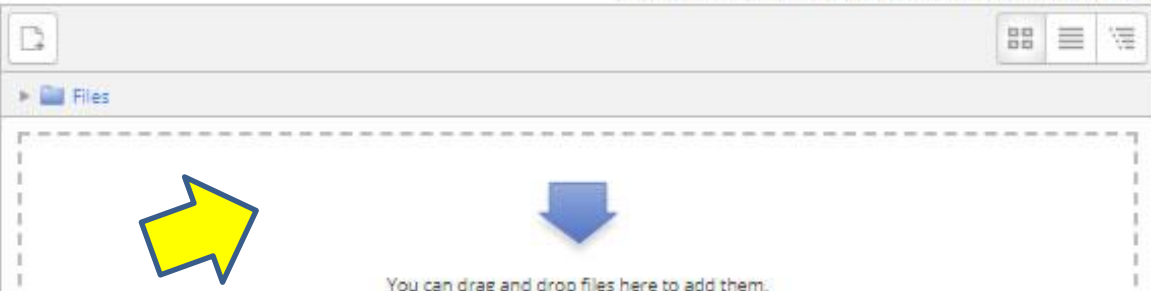
▼ Your new discussion topic

Subject

Message 

Discussion subscription

Attachment  Maximum size for new files: Unlimited, maximum attachments: 1


 

## Add document – step 3.1

The pop up window show the ways to attach the file:  
From your PC press “upload file”


▼ Your new discussion topic

Subject

Message 

Discussion subscription

Attachment

 Files

**File picker**

- Server files
- Recent files
- Upload a file**
- URL downloader
- Private files
- Wikimedia

Attachment  Nessun file selezionato

Save as

Author

Choose license

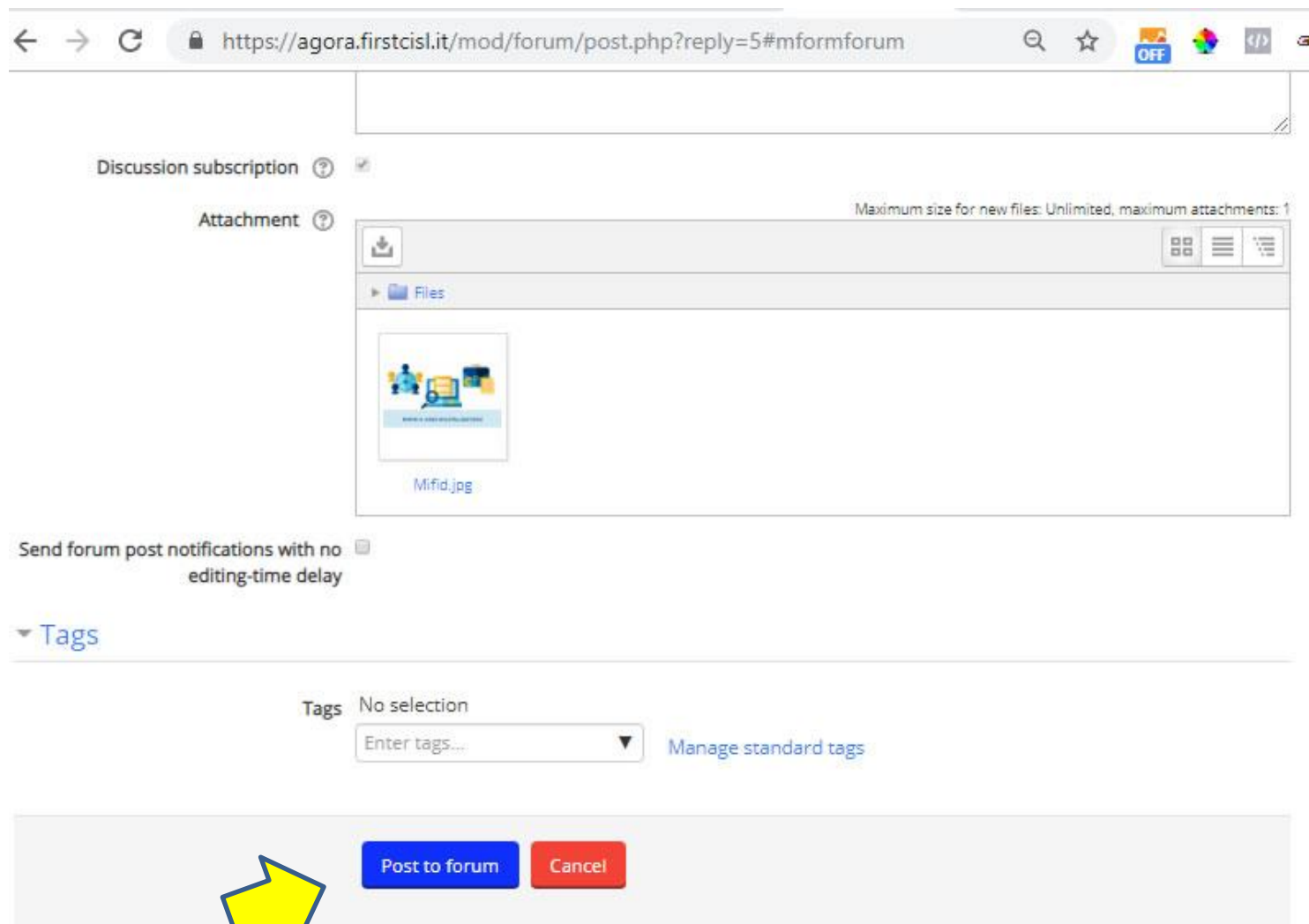
You can drag and drop files here to add them.





## Add document – step 4

At the end remember to click “Post to forum” to save the page



The screenshot shows a web browser window with the URL `https://agora.firstcisl.it/mod/forum/post.php?reply=5#mformforum`. The page contains a text input field at the top, followed by a "Discussion subscription" section with a checked checkbox. Below that is the "Attachment" section, which includes a file manager interface. The file manager shows a folder named "Files" containing a single file named "Mifid.jpg" with a thumbnail image. To the right of the file manager, it states "Maximum size for new files: Unlimited, maximum attachments: 1". Below the attachment section is a checkbox for "Send forum post notifications with no editing-time delay". The "Tags" section is expanded, showing a "Tags" dropdown menu with "No selection" and an input field for "Enter tags...". To the right of the input field is a link for "Manage standard tags". At the bottom of the form, there are two buttons: a blue "Post to forum" button and a red "Cancel" button. A yellow arrow points to the "Post to forum" button.

There are required fields in this form marked \*